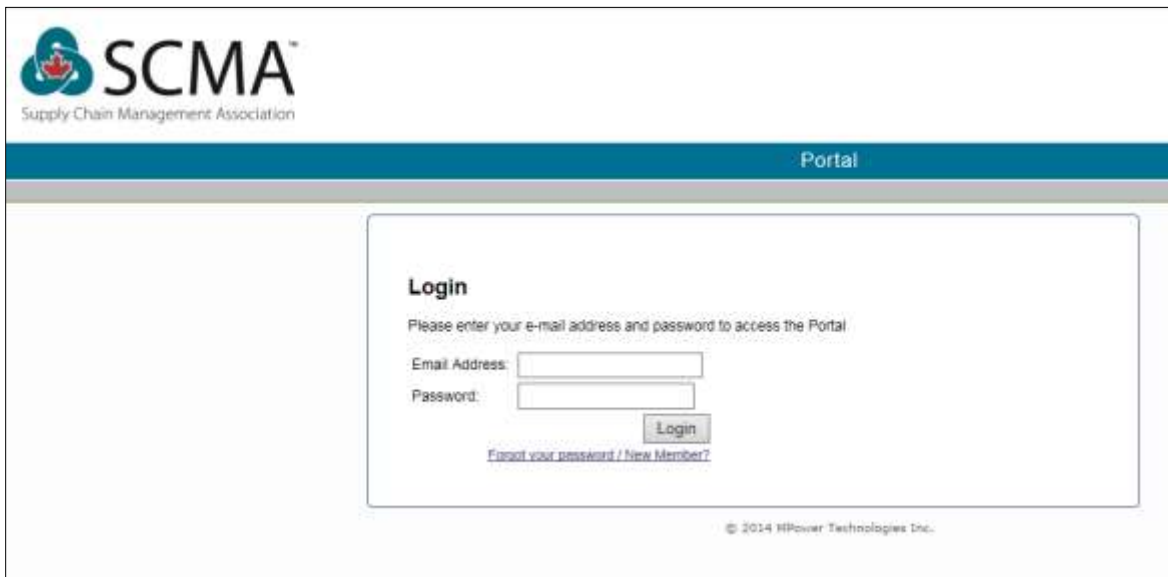


Login Information for SCMP Online Program

Steps 1 to 3

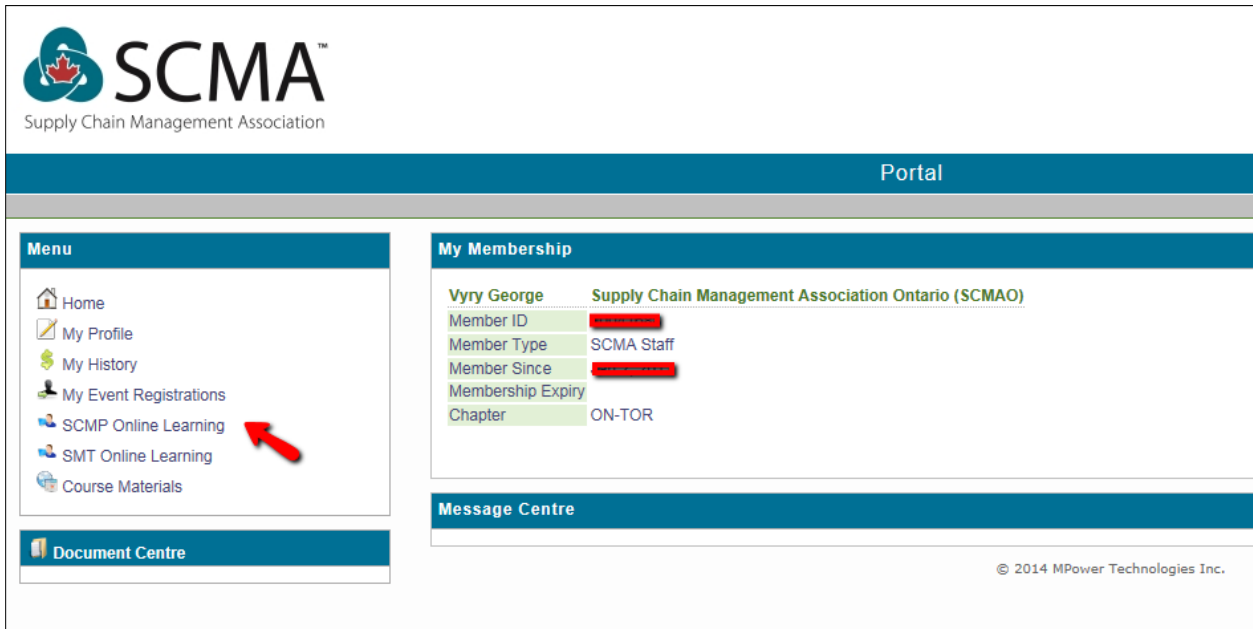
1. Access to the SCMP Online Program, is available by logging into the SCMA National portal - <https://portal.scmanational.ca>



The screenshot shows the SCMA National Portal login interface. At the top left is the SCMA logo and text. A blue header bar contains the word "Portal". The main content area features a "Login" section with the instruction "Please enter your e-mail address and password to access the Portal". Below this are two input fields: "Email Address:" and "Password:". A "Login" button is positioned to the right of the password field. A link for "Forgot your password / New Member?" is located below the password field. At the bottom right of the page, there is a copyright notice: "© 2014 HPower Technologies Inc."

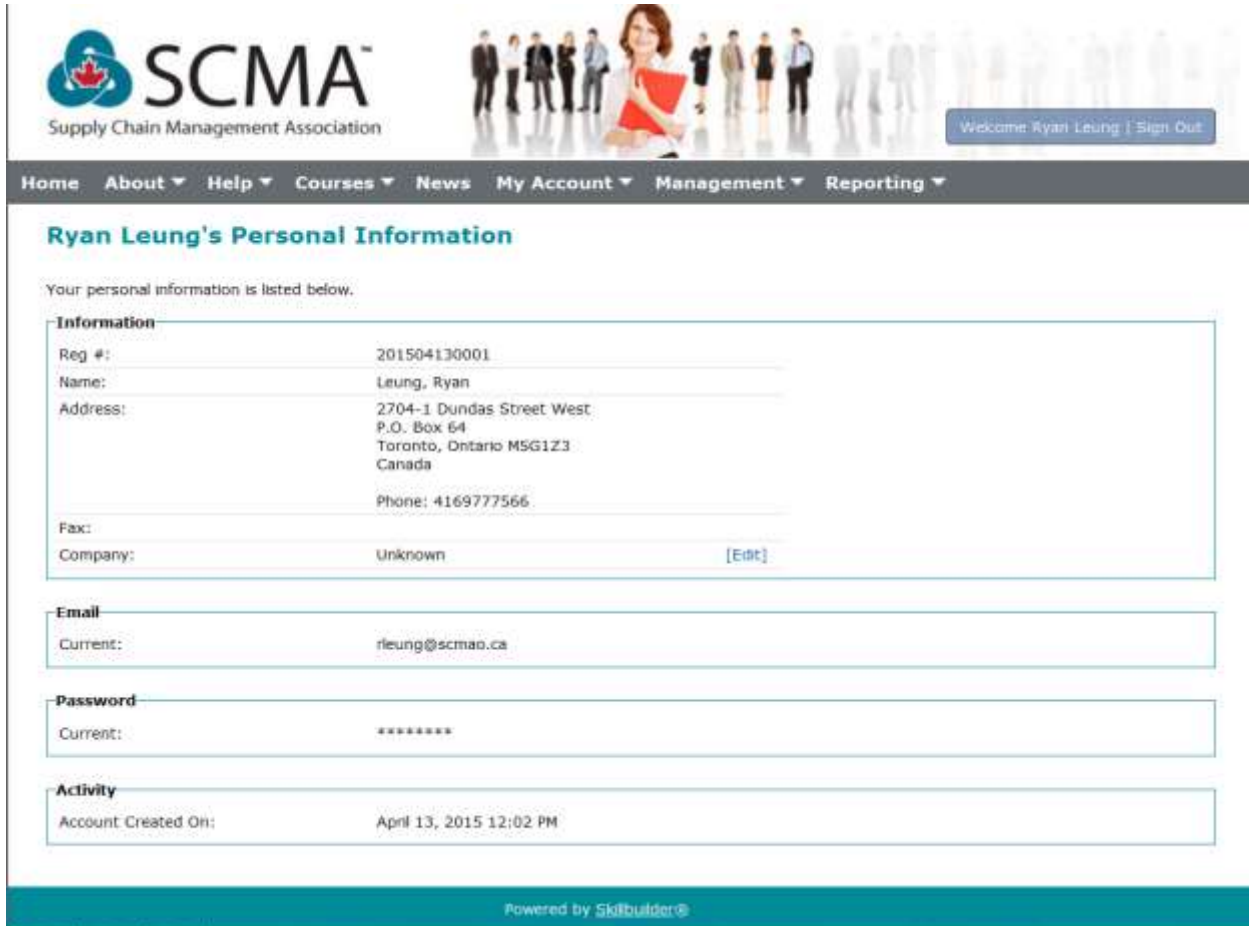
If you have not registered through the SCMA National member portal before you will need to set up a username and password. **Your username will be your primary email address.** To set up your password, please click *Forgot Your Password*; this will prompt you to select a new password.

2. Click on the link **<SCMP Online Learning>** on the left menu. This will log you in to the SCMP Online Program.



The screenshot shows the SCMA Portal interface. At the top left is the SCMA logo and name. A blue header bar contains the word "Portal". Below this is a navigation menu on the left with items: Home, My Profile, My History, My Event Registrations, SCMP Online Learning (highlighted with a red arrow), SMT Online Learning, and Course Materials. Below the menu is a "Document Centre" section. On the right, the "My Membership" section displays the user's name "Vyry George" and organization "Supply Chain Management Association Ontario (SCMAO)". It lists membership details: Member ID (redacted), Member Type (SCMA Staff), Member Since (redacted), Membership Expiry (redacted), and Chapter (ON-TOR). Below this is a "Message Centre" section. The footer contains the copyright notice "© 2014 MPower Technologies Inc."

- You will be taken to the Personal Information page. You may navigate the site using the Home, About, Help, Courses & My Account tabs.



The screenshot shows the SCMA user interface. At the top left is the SCMA logo. To the right is a banner image of a woman holding a red folder, with a row of silhouettes of people behind her. A blue button in the top right corner says "Welcome Ryan Leung | Sign Out". Below the banner is a dark navigation bar with the following items: Home, About, Help, Courses, News, My Account, Management, and Reporting. The main content area is titled "Ryan Leung's Personal Information". Below the title, it says "Your personal information is listed below." There are four sections of information, each in a light blue box:

- Information:**
 - Reg #: 201504130001
 - Name: Leung, Ryan
 - Address: 2704-1 Dundas Street West, P.O. Box 64, Toronto, Ontario M5G1Z3, Canada
 - Phone: 4169777566
 - Fax: (empty)
 - Company: Unknown [Edit]
- Email:**
 - Current: rleung@scmao.ca
- Password:**
 - Current: *****
- Activity:**
 - Account Created On: April 13, 2015 12:02 PM

At the bottom of the page, it says "Powered by Skillbuilder®".

This site is the platform from which you will access course materials, participate in discussion forums, upload assignments, send messages to your coach, retrieve your exam case study, print receipts, view your grades and obtain your completion letters. Kindly note, you will be granted access to your materials starting from the scheduled first day of your module.

******Please Note:**

If you should get the message below please ask your Institute to ensure that they have checked your eligibility box for the SCMP program.


Online Learning

Welcome to SCMA's online learning Supply Chain Management Professional (SCMP) program. In order to enroll in any of the program modules, you must first be admitted to the SCMP program. If you meet the qualifying [pre-requisites](#), please contact your [Provincial Institute](#) for program admission.

Close

To Register and Pay for your Module

Click on **Courses/ Course Access** and then click on **Enroll** next to the module you wish to take.



The screenshot shows the SCMA website navigation menu with 'Courses' highlighted by a red arrow. Below the menu, the 'Modules' section is expanded, showing a list of eight modules. A second red arrow points to the 'Enroll' button next to the first module, 'Module 1: Supply Chain Management'.

Module	Enroll
Module 1: Supply Chain Management	Enroll
Module 2: Procurement and Supply Management	Enroll
Module 3: Logistics and Transportation	Enroll
Module 4: Operations and Process Management	Enroll
Module 5: Knowledge Management	Enroll
Module 6: Global Sourcing	Enroll
Module 7: Supply Chain Management for the Public Sector	Enroll
Module 8: SCM for Services, Capital Goods and Major Projects	Enroll